



PI-383 • 10/09

Dedicated to improving vehicle fun, safety & performance



Installation Instructions

ipd Silicone Boost Tubing Kit

Fits all S60 with 5 cylinder Turbo
all S80 with 5 cylinder Turbo
2001-2007 V70 with 5 cylinder Turbo
all XC90 with 5 cylinder Turbo



ipd #25.0014, 25.0015, 25.0016, 25.0074

SUGGESTED TOOLS

- Metric end wrenches
- Torx bit set
- Socket
- Ratchet

SAFETY WARNINGS



- Use only the parts supplied by ipd to install this kit
- Check ALL the fasteners for tightness before and after road testing the vehicle
- Do not use air impact wrench when re-installing bolts as stripped threads may result

REMOVAL



- 1 To install Ipd's silicone boost tubing kit it is best to remove the top engine boost pipe from the car with the factory rubber couplers still connected to the tube.

INSTALLATION


- 2 Remove the dipstick from the vehicle and place it aside, the handle is easy to break and it is best to simply have it out of the way.



- 3 Begin by loosening the two torx 25 fasteners as shown.



- 4 Now loosen the lower 7mm clamp at the turbo outlet.



INSTALLATION

*NOTE - For S60R and V70R models 2004-2005 there is a V-band connection at the turbo outlet and no coupler is used. Loosen the torx 30 fastener at this joint to remove the top engine boost pipe from the turbo.



- 5** Now loosen the 7mm clamp at the intercooler inlet.



- 6** Remove the top engine boost pipe from the car.



- 7** Remove the remaining 7mm clamps from the pipe and remove the old rubber couplers.

INSTALLATION

- 8 Install the new silicone couplers on each end of the pipe and reinstall one clamp on each coupler.

*NOTE - The new couplers are made to be a tight fit, if necessary use just a little detergent based lubricant (soap) to help the silicone couplers slide onto the pipe.



- 9 Reinstall the top engine boost pipe back into the vehicle with the new couplers installed on each end.



- 10 Position the original clamps back in place for each end of the new couplers and place the couplers over the turbo outlet and intercooler inlet respectively.

- 11 Tighten the clamp at the intercooler inlet.




INSTALLATION


- 12** Tighten the clamp at the turbo outlet.



- 13** Reinstall the two torx 25 fasteners as shown.



- 14** Reinstall the oil dipstick.



One Year Limited Warranty

ipd warrants to the original purchaser that the parts manufactured and/or sold by ipd (the Product) is free from defects in material and workmanship under normal use. ipd warrants that the Product will perform substantially in accordance with the specifications set forth in the documentation provided with it. The above express warranties are made for a period of the lesser of 12,000 miles or 12 months from the date the Product is installed in your vehicle.

Any improper use, operation beyond capacity, substitution of parts not approved by ipd in writing, any alteration or repair by others, or any removal, defacing or altering of the identification shall void this warranty. There is no warranty on high-performance or race related parts due to the nature of usage.

The purchaser shall notify ipd at 1-800-444-6473 of any defect within the warranty period no later than thirty (30) days after purchaser discovers the defect. Should any failure to conform to this warranty appear within the warranty period, ipd shall, on notification, correct the nonconformity at its option, either by repairing any defective part, or by making available, FOB ipd's plant, a repaired or replacement part. The purchaser must insure any defective item being returned because ipd does not assume risk of loss or damage while in transit. No payment or reimbursement shall be made for installation, removal, transportation or other charges. The remedies set forth in this instrument are exclusive, and the liability of ipd with respect to any sale shall not exceed the price of the product on which the liability is based.

EXCEPT AS STATED OTHERWISE IN THIS WARRANTY, ipd MAKES NO WARRANTIES, EXPRESS OR IMPLIED, INCLUDING WITHOUT LIMITATION, ANY WARRANTY OF MERCHANTABILITY OR FITNESS FOR A PARTICULAR PURPOSE. Some states do not allow limitations on how long an implied warranty lasts, so the above limitation may not apply to you. ipd shall not in any case be liable for special, incidental, consequential, indirect, or other similar damages arising from any breach of these warranties even if ipd or its agent has been advised of the possibility of such damages. Some states do not allow the exclusion or limitation of incidental or consequential damages so the above limitation or exclusion may not apply to you.

This warranty is governed by the laws of the State of Oregon.

